



P R O C U R E M E N T

Report to: STAR Joint Committee
Date: 21st August 2017
Report for: For Agreement
Report of: Head of Strategic Procurement

Report Title

STAR Procurement Balanced Scorecard 2016-17 (Q4)

Summary

The purpose of this report is to update the STAR Joint Committee on the final outturn position of STAR Procurement in respect of the balanced scorecard measurement of performance

Recommendations

The recommendation of this report is that the Joint Committee notes the contents of the report and agrees the final outturn Balanced Scorecard

Contact person for access to background papers and further information:

Name: Elizabeth McKenna
Phone: 07811 983687

Background

Financial Impact:	None
Legal Impact:	None
Human Resources Impact:	None
Asset Management Impact:	None
E-Government Impact:	None
Risk Management Impact:	None
Health and Safety Impact:	None

Consultation

No public consultation required

Reasons for Recommendation(s)

STAR Procurement has achieved a KPI score of 96% in the 2016-17 financial year. The balanced scorecard approach to KPI measurement is proposed to be changed for the financial year 2017-18 and this is contained in the report at Item 9 on the agenda

1. Item One

- 1.1 STAR Procurement has produced its final outturn Balanced Scorecard for the financial year 2016-17. This is contained in Appendix 1

2. Recommendations

- 2.1 It is recommended that the Joint Committee notes the contents of the report and agrees the final outturn Balanced Scorecard

Report Appendices

- 1. Balanced Scorecard 2016-17 Q4

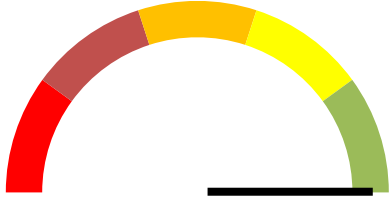
STAR PROCUREMENT Balanced Scorecard

16/17 Quarter
Four

- | | |
|-----------------|-------------|
| 1. Compliance | 30% |
| 2. Finance | 40% |
| 3. Social Value | 20% |
| 4. Performance | 10% |
| | <u>100%</u> |
| 5. Summary | |

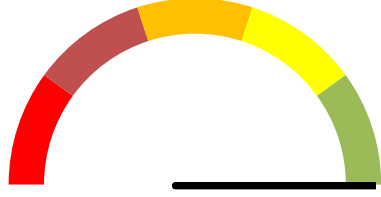
Balanced Scorecard COMPLIANCE

C1: Number of contracts in the work plan awarded without a successful legal challenge against the total number of contracts in the work plan



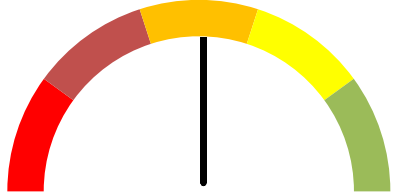
C1	TARGET	%	SCORE
STAR	100%	100%	10

C2: % of 'live'/ Compliant contracts in the Contracts Register against the total number of contracts in the Contracts Register in year



C2	TARGET	%	SCORE
STAR	90%	94%	10

C3: % of signed contractual documents filed on The Chest for contracts over three months

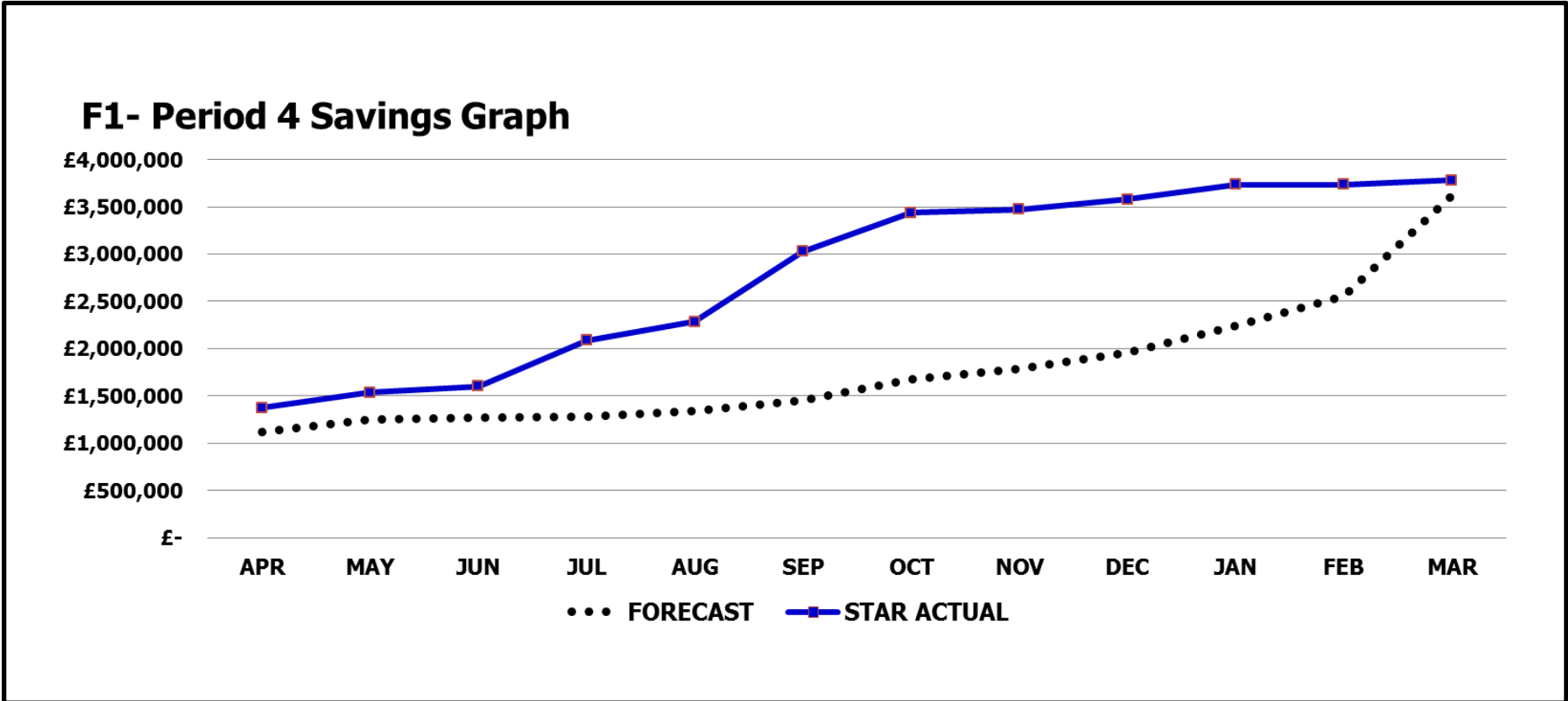


C3	TARGET	%	SCORE
STAR	90%	82%	6

Balanced Scorecard FINANCE

F1: % Of savings achieved against target

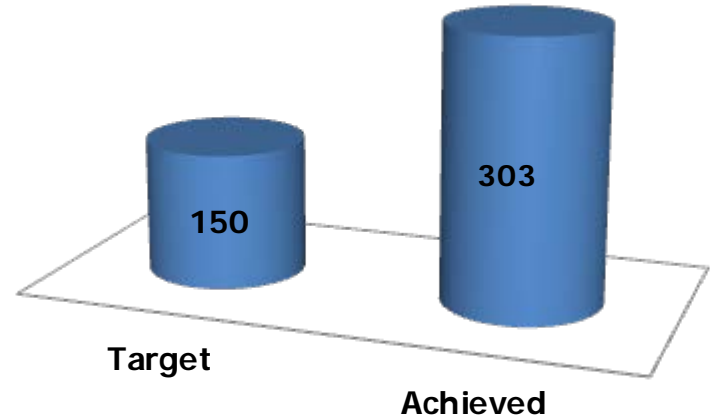
F1	Q4 TARGET	Q4 ACHIEVED		SCORE
STAR	3.6m	£3,780,035	105%	40



S1: Number of local employment opportunities created as defined in GMCA Social Value Policy

S1

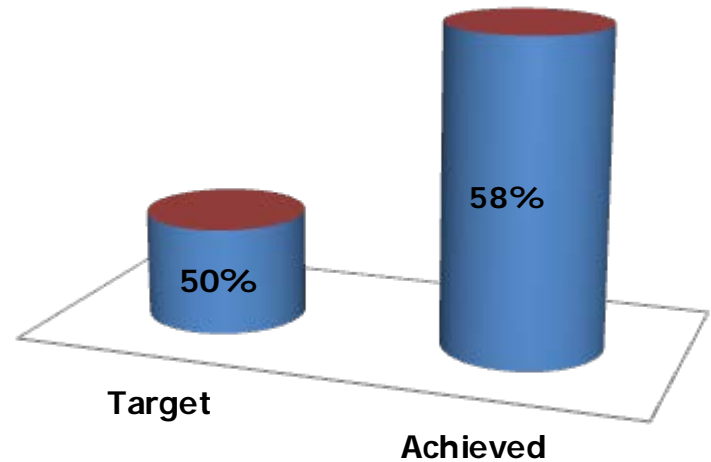
S1	TARGET	ACTUAL	SCORE
STAR	150	303	10



S2: % of tender exercises resulting in Social Value KPIs

S2

S2	TARGET	ACTUAL	SCORE
STAR	50%	58%	10



😊		😐	😞		😊	SCORE
Strongly Agree	Agree	Neither Agree/ Disagree	Disagree	Strongly Disagree		
48%	39%	9%	3%	1%	87%	10
386	307	71	22	11	797	

59 feedback responses received

Balanced Scorecard SUMMARY

	STAR Actual Q1	STAR Actual Q2	STAR Actual Q3	STAR Actual Q4
Compliance	16	28	28	26
Savings	40	40	40	40
Social Value	10	10	10	20
Performance	10	10	10	10
Total	76	88	88	96

