

Children and Young People's
Scrutiny Committee
Tuesday, 19th March, 2019

Empowering families,
transforming adoption

Regionalsing adoption


May 2015, the Government announced changes to the delivery of adoption services by proposing that all adoption services would need to be delivered on a regional basis by 2020. The premise for this was to:

Increase the number of children adopted

Reduce the length of time children wait to be adopted

Improve post adoption support services to families who have adopted

Reduce the number of adoption agencies thereby improving efficiency effectiveness



Our aims

To provide children with the right adopters at the right time, approving those equipped to meet the needs of children waiting.

To minimise changes of plan away from adoption

To reduce delay and improve timescales for matching and placement for all children –working with care planning processes in each Council to improve early identification / twin track planning and to achieve best practise and consistency across the region.

- To improve earlier permanency planning using:
 - Concurrent Planning
 - Fostering for Adoption
- To take innovative approaches to placing 'hard to place' children
 - linking children with adopters from enquiry stage onwards where appropriate
 - thoroughly preparing child and family for placement
- To reduce the likelihood of placement breakdown through timely and improved matching, preparation and adoption support.

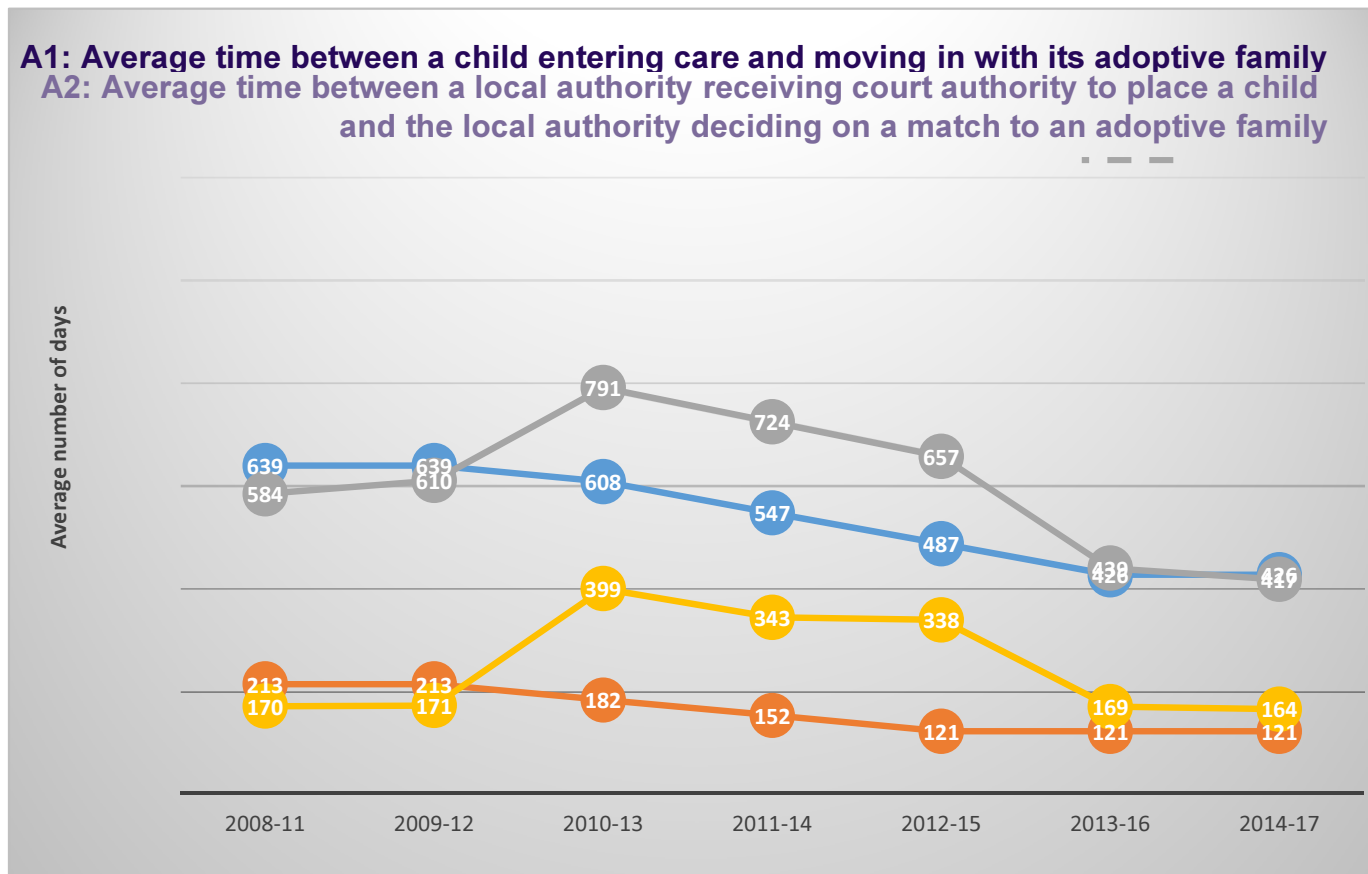
Working with Trafford

Partnership and accountability are embedded at all levels;

- The Board
- Bi-annual meetings
- The Operations Group
- Tracking – both in the LA and the RAA
- Positive working relationships between managers and social workers promoted through sharing best practice and learning

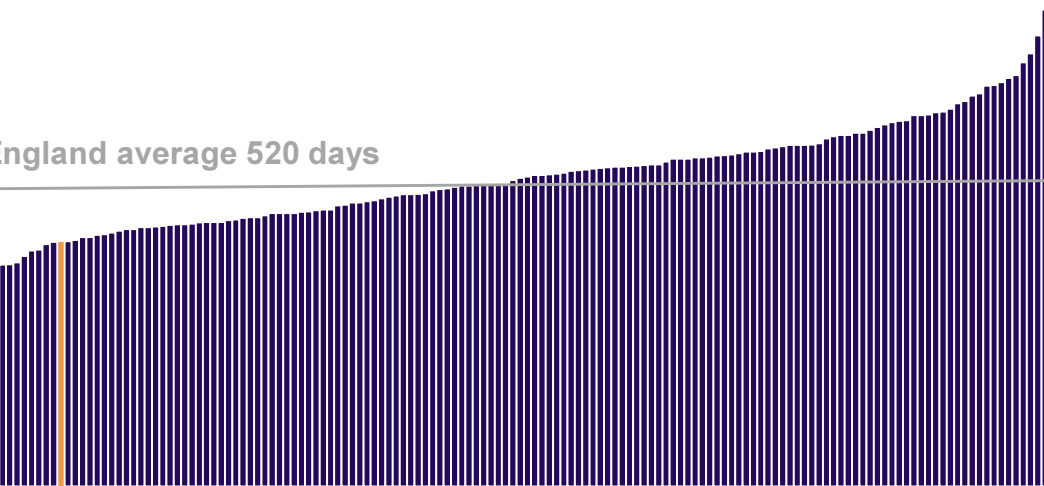
Adoption Scorecard performance

A1: Average time between a child entering care and moving in with its adoptive family
A2: Average time between a local authority receiving court authority to place a child and the local authority deciding on a match to an adoptive family



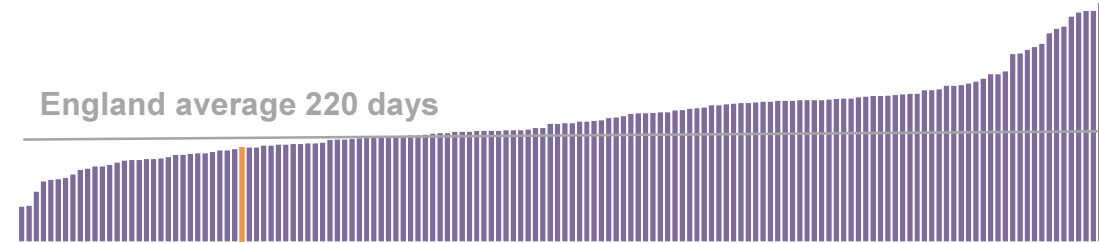
Adoption Scorecard performance

A1: Average time between a child entering care and moving in with its adoptive family, 2014-17



adoption
counts ●

A2: Average time between a local authority receiving court authority to place a child and the local authority deciding on a match to an adoptive family, 2014-17



Supporting
families
through
adoption

Performance 2018 – 2019 to date

	Q1	Q2	Q3	Total to date
ADM decisions	3	4	8	15
Placement Orders granted	1	4	1	6
Matched with prospective adopters	3	4	0	7
Placed with prospective adopters	2	2	3	7
Adoption orders granted	2	1	1	4