

## Trafford Moving - Consultation Survey

<https://trafford.citizenspace.com/finance-and-systems/trafford-moving-consultation-survey-1>

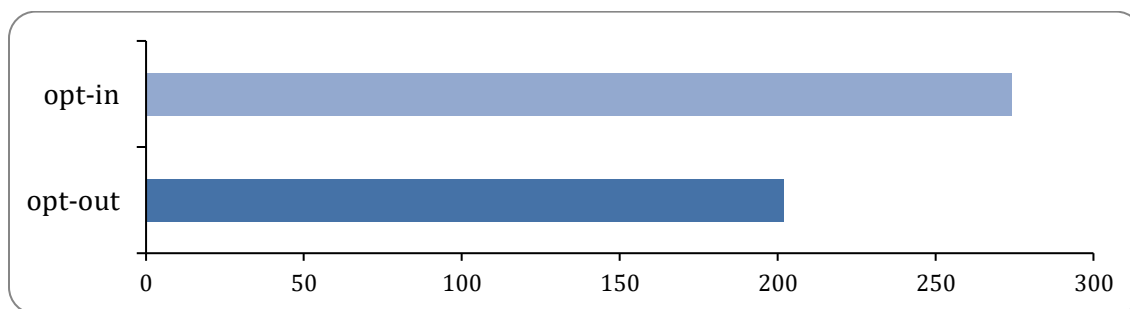
This report was created on Thursday 28 July 2022 at 11:08

The activity ran from 21/05/2022 to 27/06/2022

Responses to this survey: **476**

**The Council will not automatically notify you of future events linked to physical activity unless you 'opt-in'. Would you like to be informed of future events?**  
**privacy and data protection**

There were 476 responses to this part of the question.



Option	Total	Percent
opt-in	274	57.56%
opt-out	202	42.44%
Not Answered	0	0.00%

**What is your email address?**

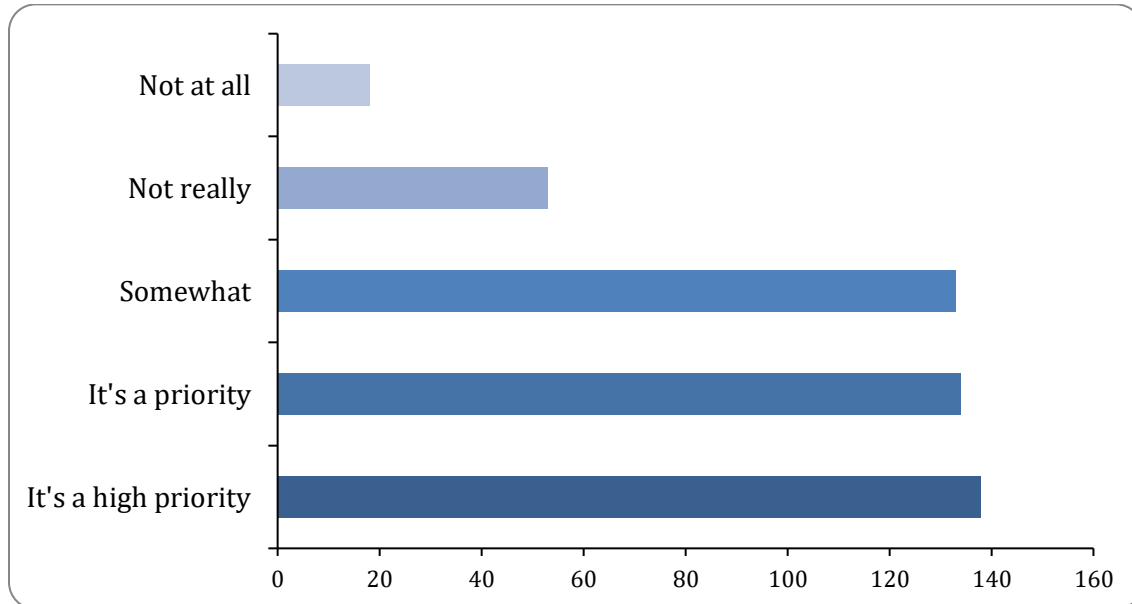
**(Not Required)**

There were 379 responses to this part of the question.

**1a: Is physical activity or sport a priority for you?**

**Is physical activity or sport a priority for you?**

There were 476 responses to this part of the question.



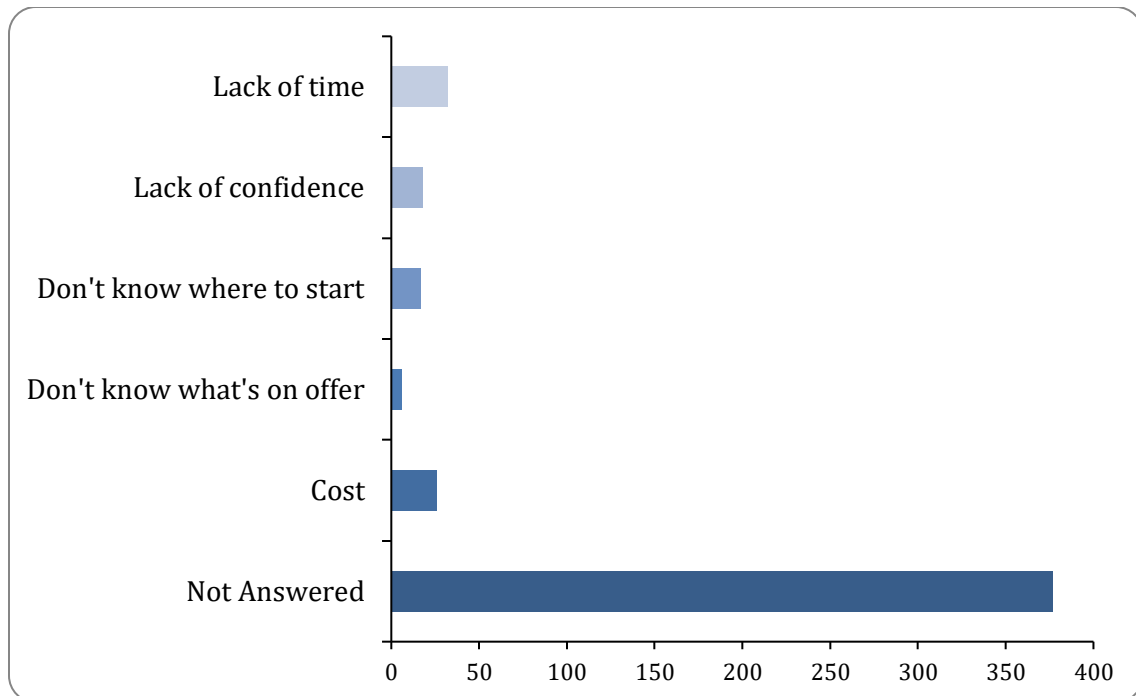
Option	Total	Percent
Not at all	18	3.78%
Not really	53	11.13%
Somewhat	133	27.94%
It's a priority	134	28.15%
It's a high priority	138	28.99%
Not Answered	0	0.00%

**1b: If you answered, not at all or not really, please indicate why activity isn't a priority for you?**

**If you answered, not at all or not really, please indicate why activity isn't a priority for you?**

There were 99 responses to this part of the question.

## Trafford Council's Citizen Space



Option	Total	Percent
Lack of time	32	6.72%
Lack of confidence	18	3.78%
Don't know where to start	17	3.57%
Don't know what's on offer	6	1.26%
Cost	26	5.46%
Not Answered	377	79.20%

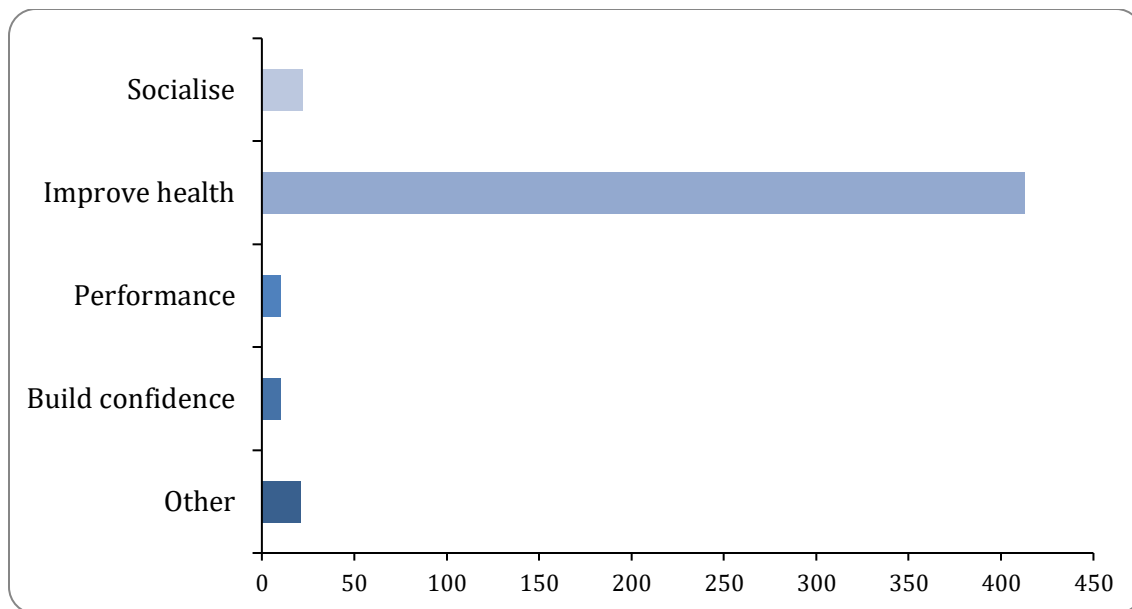
**If you answered, not at all or not really, please indicate why activity isn't a priority for you? More information**

There were 52 responses to this part of the question.

### **2: Why do you or would you choose to be active?**

**Why do you or would you choose to be active?**

There were 476 responses to this part of the question.



Option	Total	Percent
<b>Socialise</b>	22	4.62%
<b>Improve health</b>	413	86.76%
<b>Performance</b>	10	2.10%
<b>Build confidence</b>	10	2.10%
<b>Other</b>	21	4.41%
<b>Not Answered</b>	0	0.00%

**Please provide more information, if you want to. Text Box**

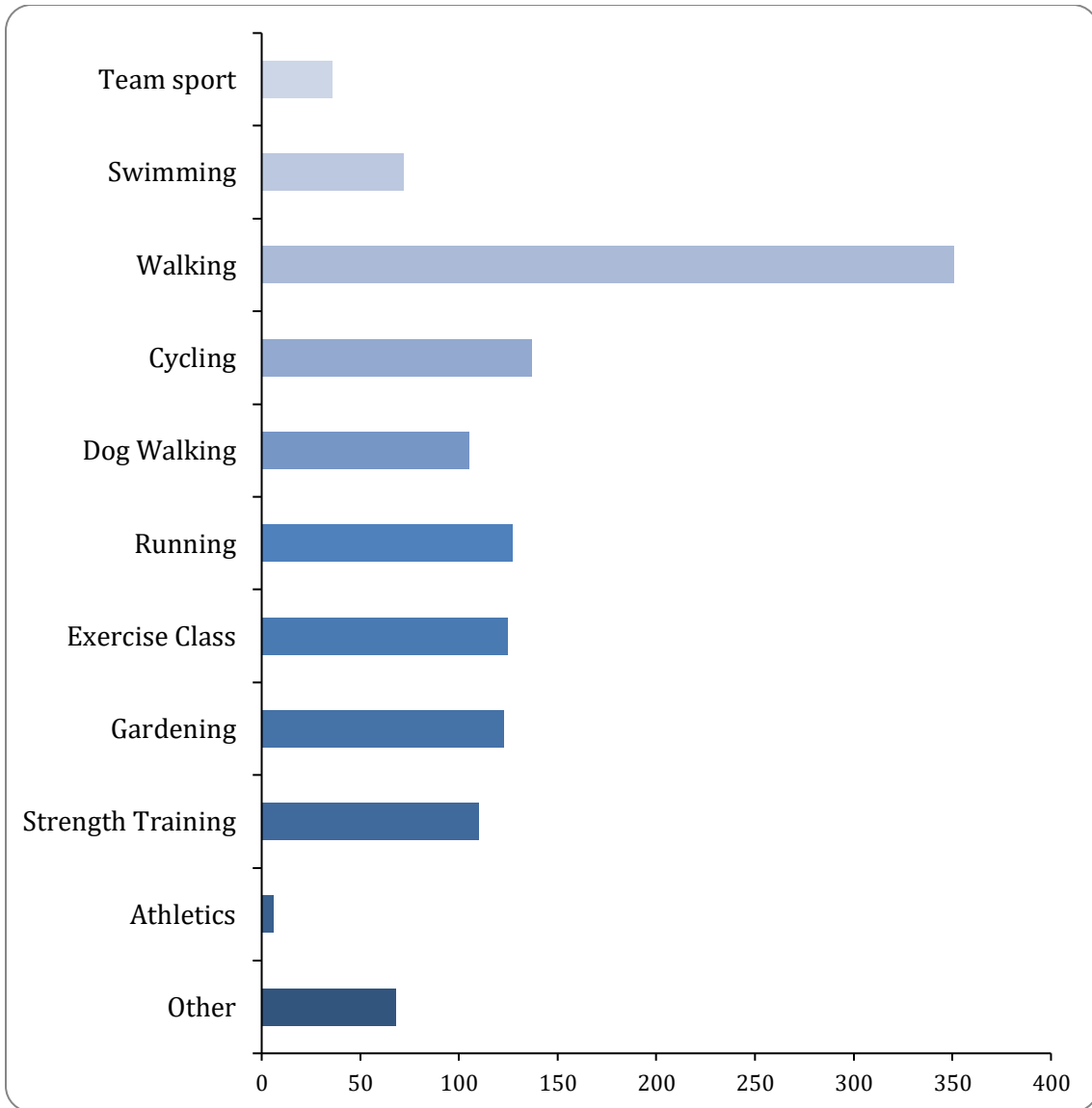
There were 114 responses to this part of the question.

**3a: If you do consider yourself to be active, what types of activity do you engage in regularly? (select all the activities you engage in regularly (at least 2-3 times per week))**

**If you do consider yourself to be active, what types of activity do you engage in regularly? (select all the activities you engage in regularly (at least 2-3 times per week))**

There were 476 responses to this part of the question.

Trafford Council's Citizen Space



Option	Total	Percent
Team sport	36	7.56%
Swimming	72	15.13%
Walking	351	73.74%
Cycling	137	28.78%
Dog Walking	105	22.06%
Running	127	26.68%
Exercise Class	125	26.26%
Gardening	123	25.84%
Strength Training	110	23.11%
Athletics	6	1.26%
Other	68	14.29%
Not Answered	0	0.00%

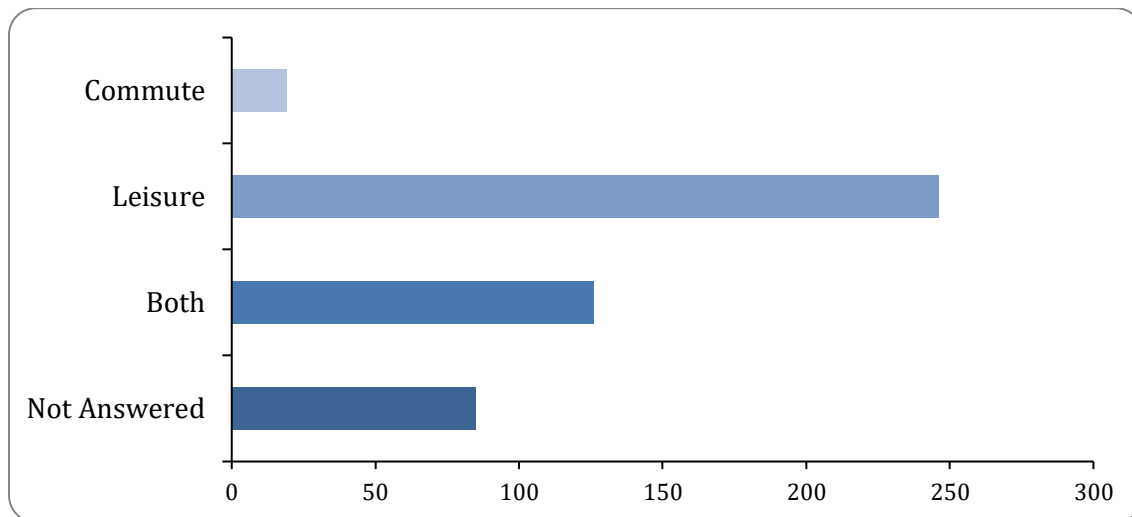
**If you selected a team sport in question 3a, please detail the sport and the club or group you are a member of?**

There were 55 responses to this part of the question.

**3b: If you chose Cycling or Walking as an activity type, please indicate the purpose of the activity?**

**If you chose Cycling or Walking as an activity type, please indicate the purpose of the activity?**

There were 391 responses to this part of the question.



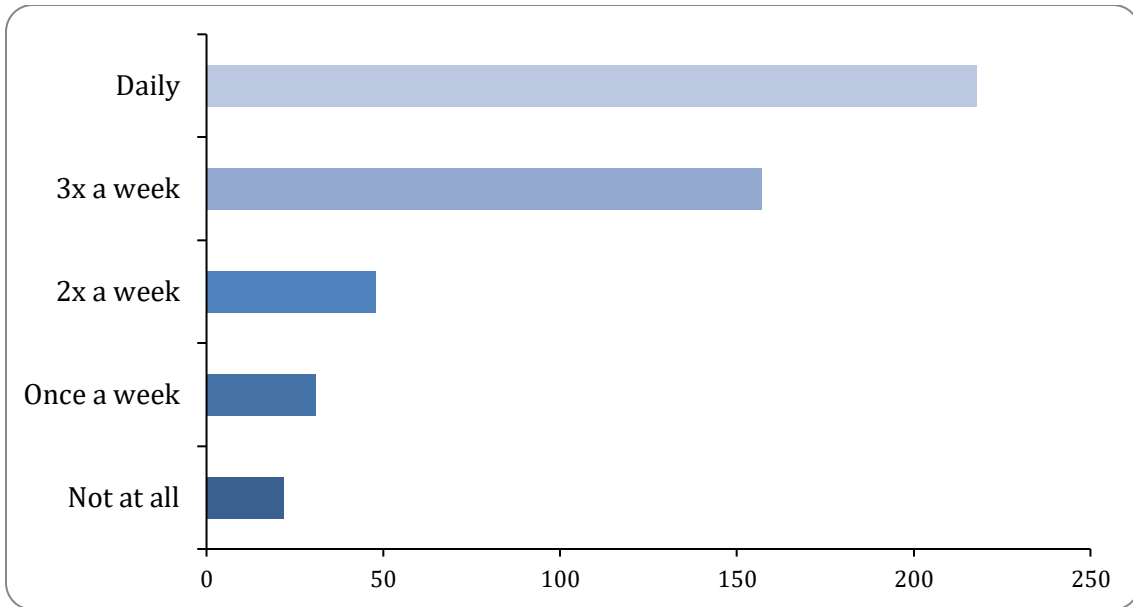
Option	Total	Percent
Commute	19	3.99%
Leisure	246	51.68%
Both	126	26.47%
Not Answered	85	17.86%

**4a: How often are you active?**

**How often are you active?**

There were 476 responses to this part of the question.

## Trafford Council's Citizen Space



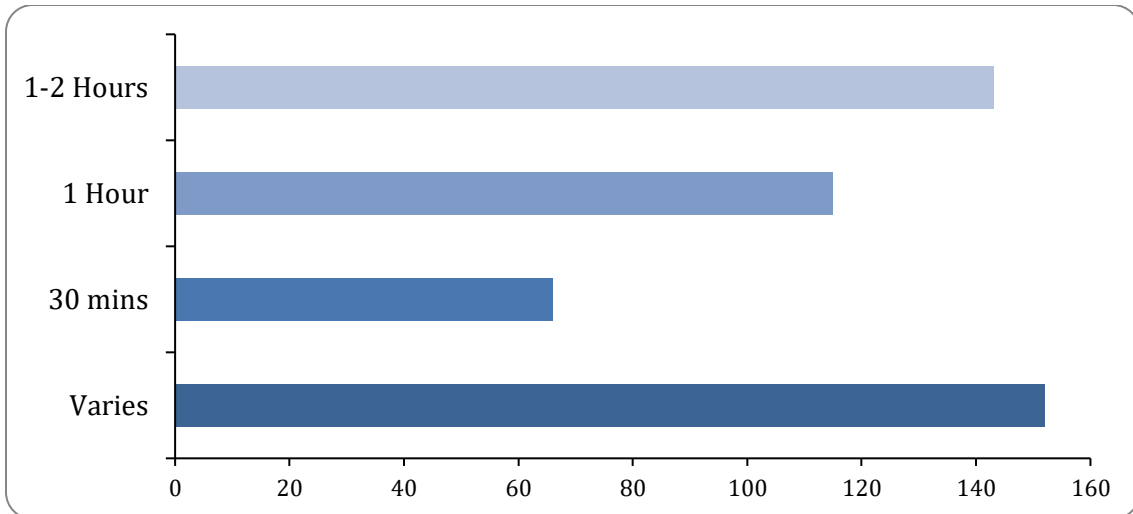
Option	Total	Percent
Daily	218	45.80%
3x a week	157	32.98%
2x a week	48	10.08%
Once a week	31	6.51%
Not at all	22	4.62%
Not Answered	0	0.00%

### 4b: How long are your activity sessions?

#### How long are your activity sessions?

There were 476 responses to this part of the question.

## Trafford Council's Citizen Space

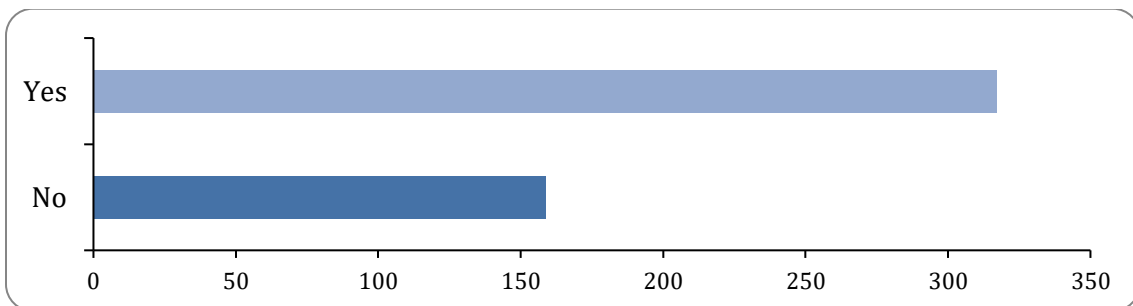


Option	Total	Percent
1-2 Hours	143	30.04%
1 Hour	115	24.16%
30 mins	66	13.87%
Varies	152	31.93%
Not Answered	0	0.00%

### 5: Do you have an active social network (friends and or family that are active)?

Do you have an active social network (friends and or family that are active)?

There were 476 responses to this part of the question.



Option	Total	Percent
Yes	317	66.60%
No	159	33.40%
Not Answered	0	0.00%



**Please provide more information, if you want to.**

There were 55 responses to this part of the question.

**6: During the COVID 19 lockdowns were you more or less active than before the lockdown?**

**During the COVID 19 lockdowns were you more or less active , then before the lockdown? Text box**

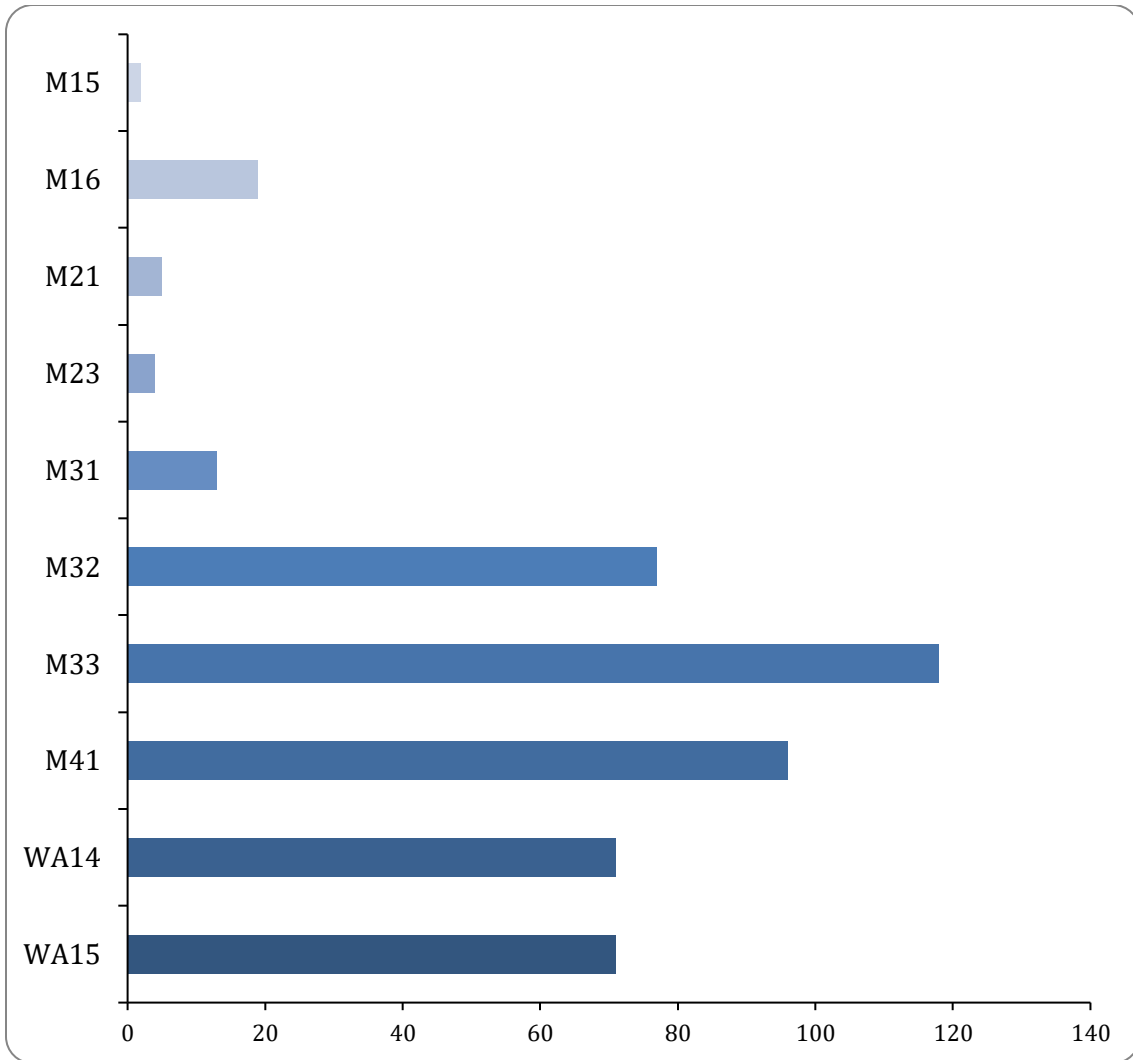
There were 476 responses to this part of the question.

**1: Which part of Trafford do you live in?**

**Postcode**

There were 476 responses to this part of the question.

## Trafford Council's Citizen Space



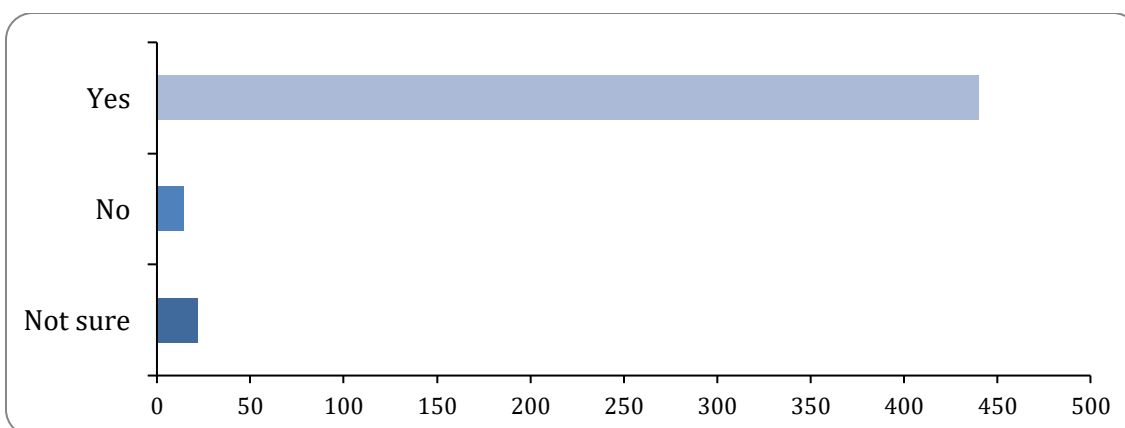
Option	Total	Percent
<b>M15</b>	2	0.42%
<b>M16</b>	19	3.99%
<b>M17</b>	0	0.00%
<b>M21</b>	5	1.05%
<b>M23</b>	4	0.84%
<b>M30</b>	0	0.00%
<b>M31</b>	13	2.73%
<b>M32</b>	77	16.18%
<b>M33</b>	118	24.79%
<b>M41</b>	96	20.17%
<b>M44</b>	0	0.00%
<b>M5</b>	0	0.00%
<b>M50</b>	0	0.00%
<b>WA13</b>	0	0.00%

<b>WA14</b>	71	14.92%
<b>WA15</b>	71	14.92%
<b>WA3</b>	0	0.00%
<b>Not Answered</b>	0	0.00%

**2a: Are there spaces near you to be active, which you could walk to?**

**Are there spaces near you to be active, which you could walk to?**

There were 476 responses to this part of the question.



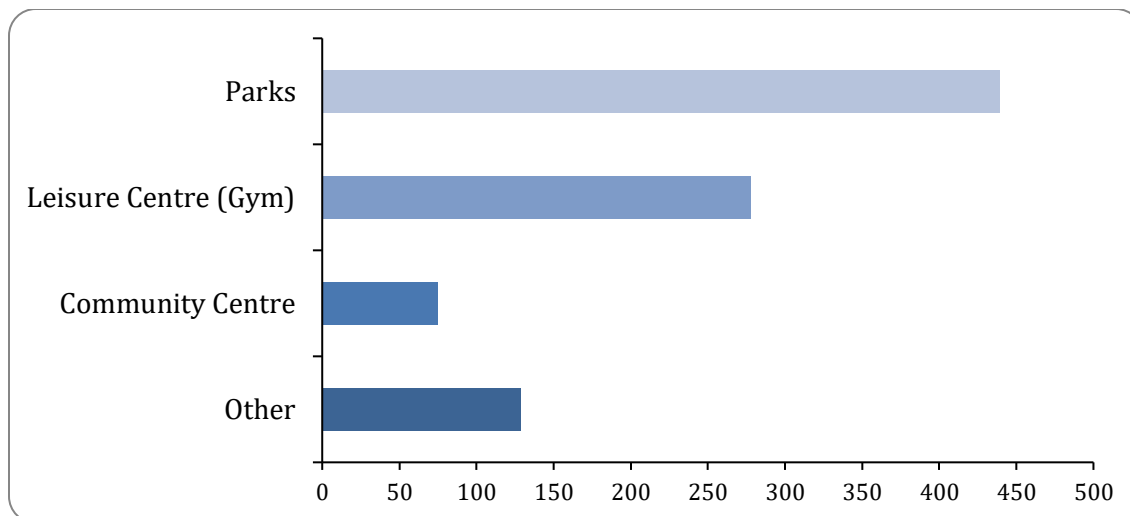
<b>Option</b>	<b>Total</b>	<b>Percent</b>
<b>Yes</b>	440	92.44%
<b>No</b>	14	2.94%
<b>Not sure</b>	22	4.62%
<b>Not Answered</b>	0	0.00%

**2b: What type of spaces or places are near you?**

**What type of spaces or places are near you?**

There were 476 responses to this part of the question.

## Trafford Council's Citizen Space



Option	Total	Percent
Parks	439	92.23%
Leisure Centre (Gym)	278	58.40%
Community Centre	75	15.76%
Other	129	27.10%
Not Answered	0	0.00%

### Other please specify

There were 159 responses to this part of the question.

### 3: What spaces and places do you access regularly?

**Please insert the name of the space or place, if you know it. If not, indicate the type**

There were 476 responses to this part of the question.

### 4: What do you like about the spaces and places near you?

**What do you like about the spaces and places near you? Text box**

There were 476 responses to this part of the question.

### 5: What don't you like about the spaces and places near you?

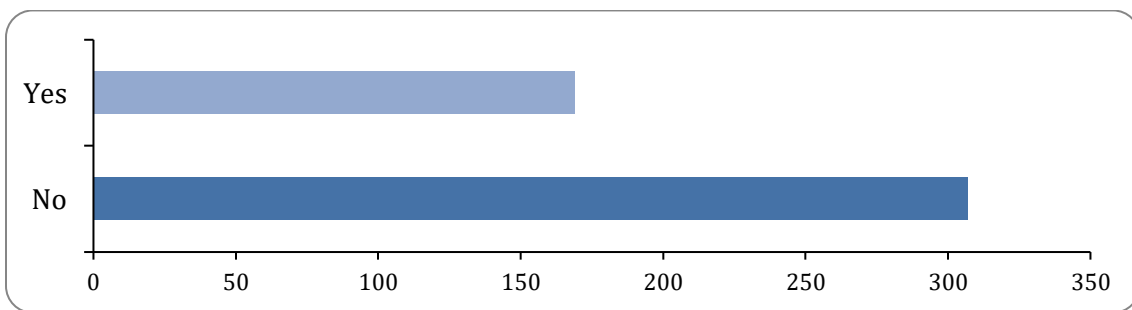
#### What don't you like about the spaces and places near you? Text box

There were 476 responses to this part of the question.

### 6: Do you think there is enough information about spaces and places in your area?

#### Do you think there is enough information about spaces and places in your area?

There were 476 responses to this part of the question.



Option	Total	Percent
Yes	169	35.50%
No	307	64.50%
Not Answered	0	0.00%

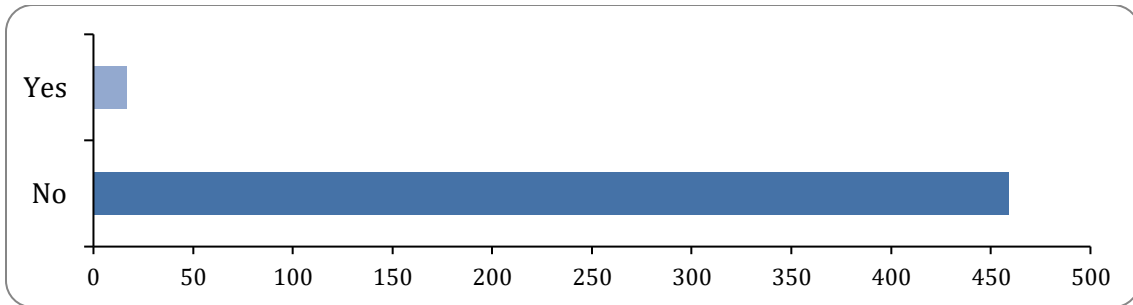
### 7: There are proposals being developed for the Partington Area in relation to the facilities available and how they can be improved and used more by the residents in Partington.

#### Do you live in Partington and want to provide feedback on these proposals?

##### Yes / No - Partington

There were 476 responses to this part of the question.

## Trafford Council's Citizen Space

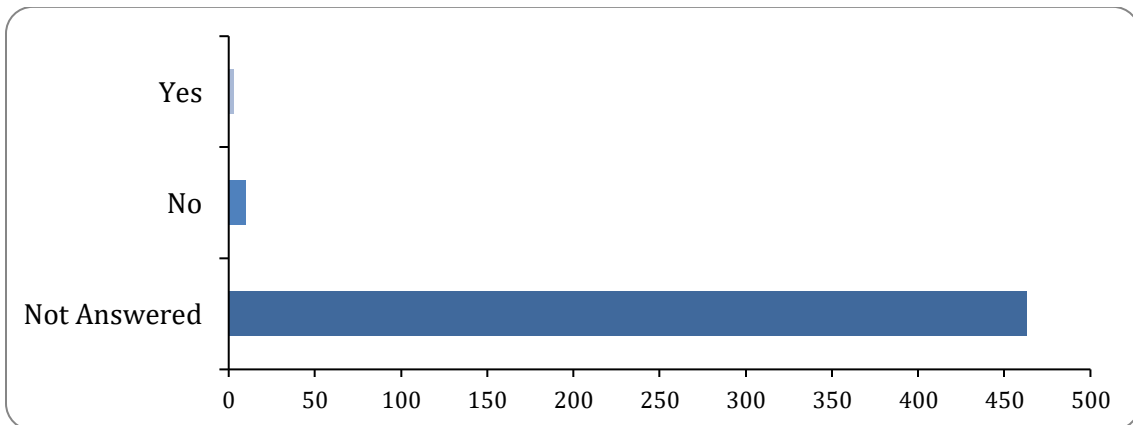


Option	Total	Percent
Yes	17	3.57%
No	459	96.43%
Not Answered	0	0.00%

### 1: Do you currently use the sports facilities (3G) at Broadoak School/Partington Sports Village?

Pick One

There were 13 responses to this part of the question.

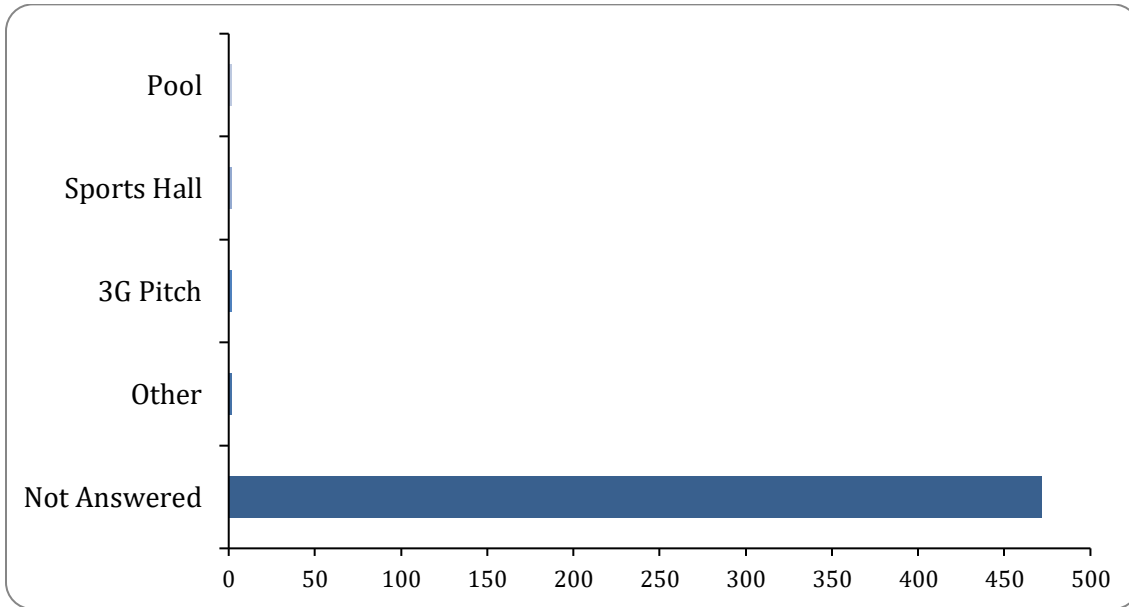


Option	Total	Percent
Yes	3	0.63%
No	10	2.10%
Not Answered	463	97.27%

**1b: If you answered yes, which facilities do you use?**

**Multiple-choice**

There were 4 responses to this part of the question.



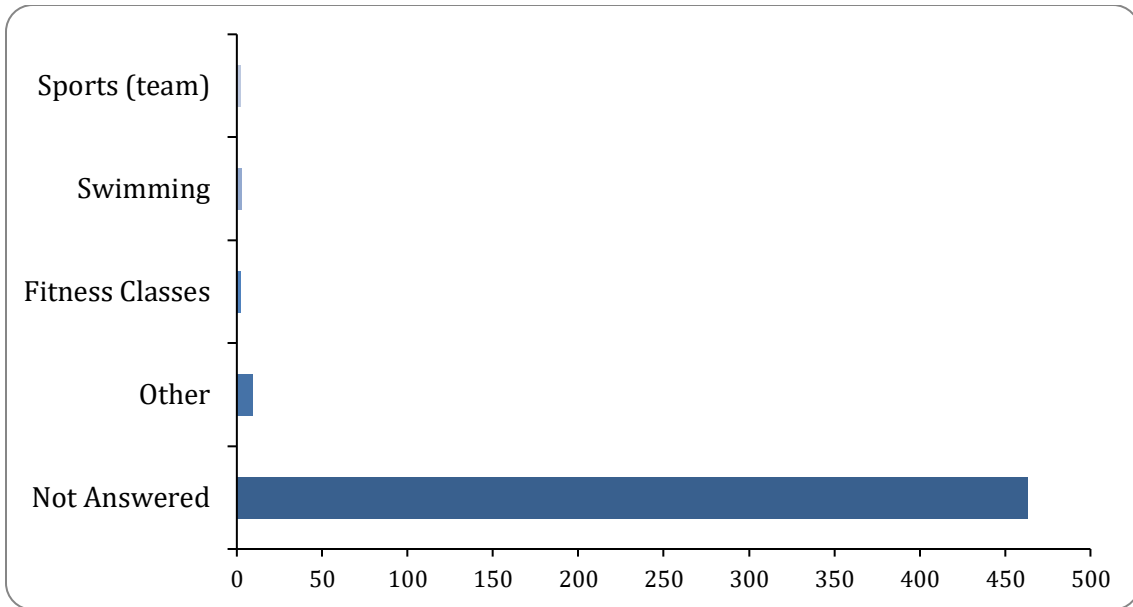
Option	Total	Percent
Pool	2	0.42%
Sports Hall	2	0.42%
MUGA	0	0.00%
3G Pitch	2	0.42%
Other	2	0.42%
Not Answered	472	99.16%

**1c: What do you use the facilities for?**

**Multiple-choice**

There were 13 responses to this part of the question.

## Trafford Council's Citizen Space



Option	Total	Percent
Sports (team)	2	0.42%
Swimming	3	0.63%
Fitness Classes	2	0.42%
Other	9	1.89%
Not Answered	463	97.27%

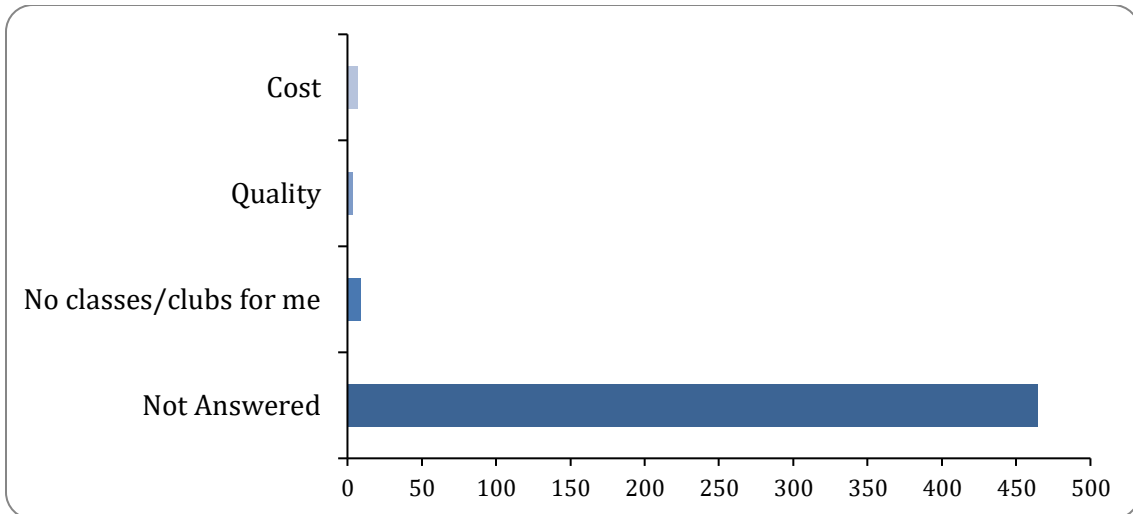
### 1d: If you answered no to questions no.1, why don't you use these facilities?

#### Multiple-choice

There were 11 responses to this part of the question.



## Trafford Council's Citizen Space

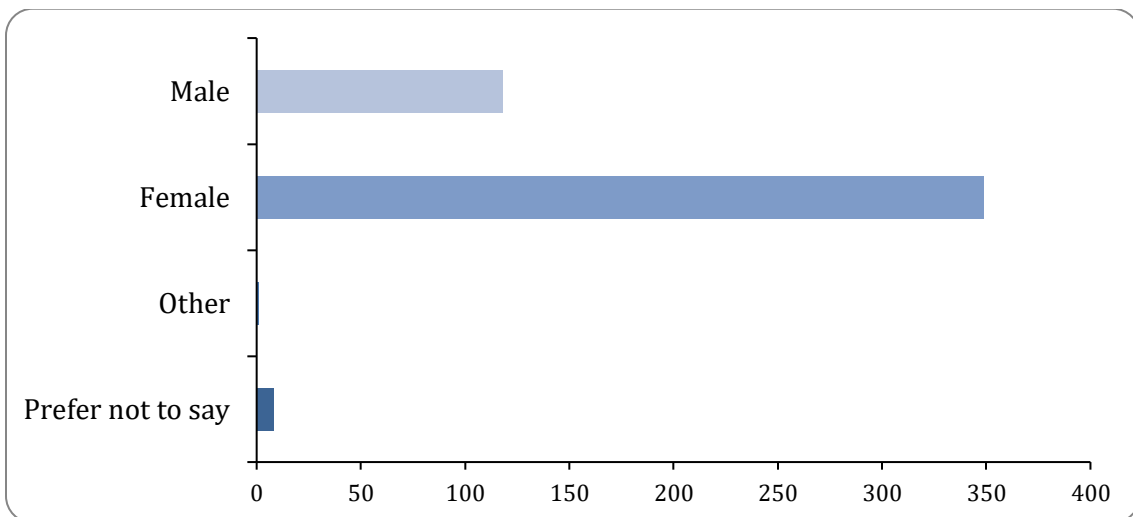


Option	Total	Percent
Cost	7	1.47%
Too Far away	0	0.00%
Quality	4	0.84%
No classes/clubs for me	9	1.89%
Not Answered	465	97.69%

### 1: What is your gender?

#### Gender

There were 476 responses to this part of the question.

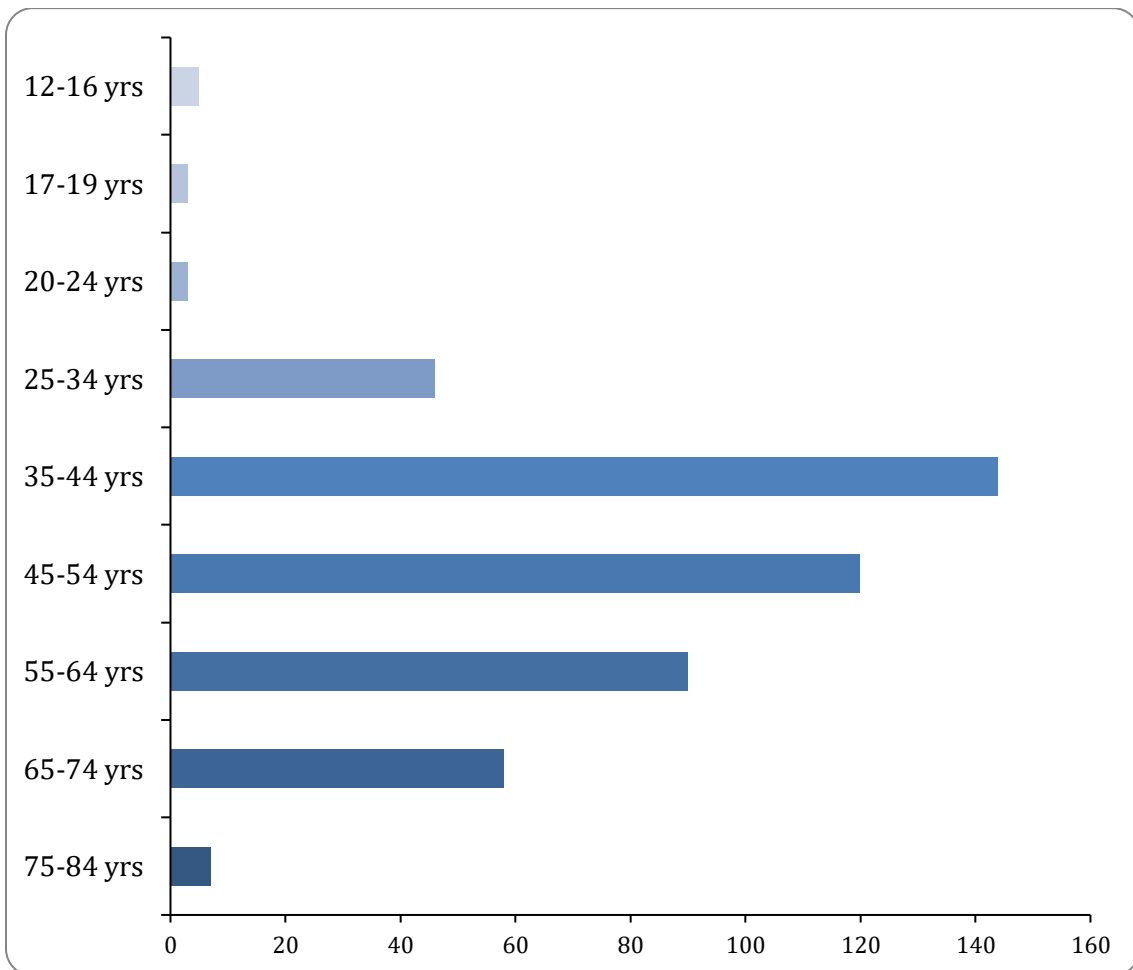


Option	Total	Percent
Male	118	24.79%
Female	349	73.32%
Other	1	0.21%
Prefer not to say	8	1.68%
Not Answered	0	0.00%

**2: Please select your age band from the options below.**

**Age**

There were 476 responses to this part of the question.



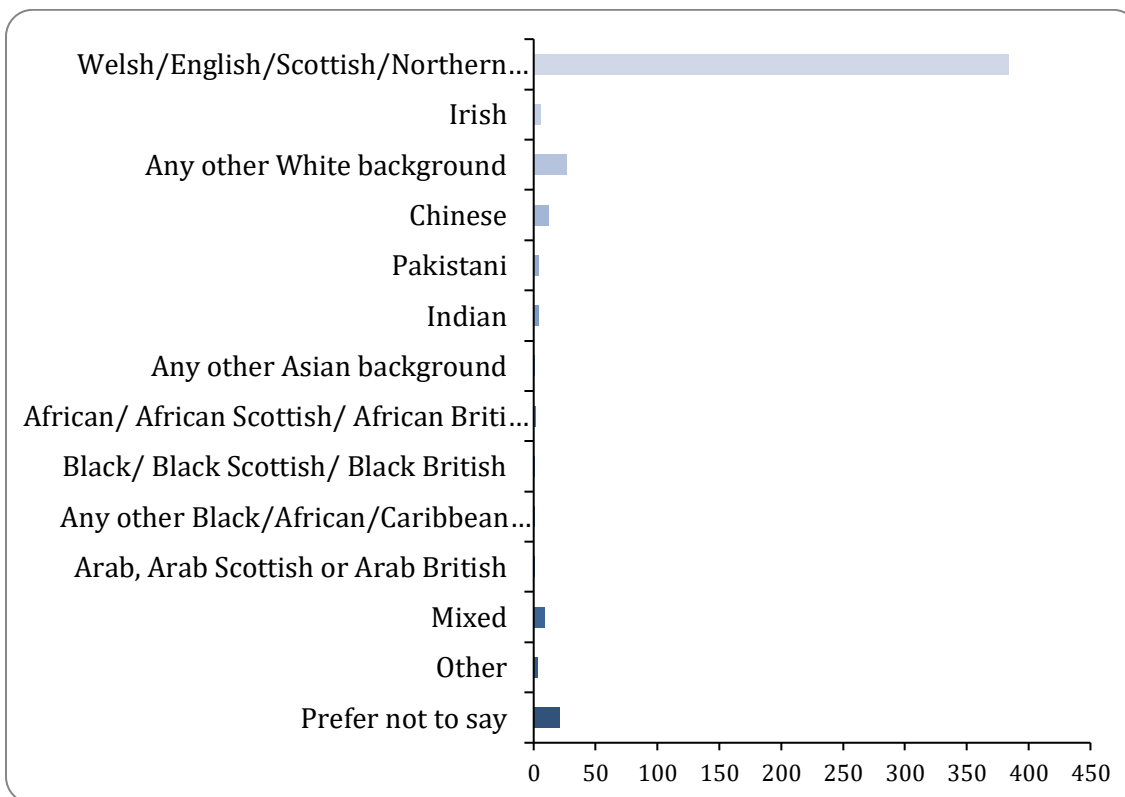
Option	Total	Percent
0-5 yrs	0	0.00%
6-11 yrs	0	0.00%

<b>12-16 yrs</b>	5	1.05%
<b>17-19 yrs</b>	3	0.63%
<b>20-24 yrs</b>	3	0.63%
<b>25-34 yrs</b>	46	9.66%
<b>35-44 yrs</b>	144	30.25%
<b>45-54 yrs</b>	120	25.21%
<b>55-64 yrs</b>	90	18.91%
<b>65-74 yrs</b>	58	12.18%
<b>75-84 yrs</b>	7	1.47%
<b>85+ yrs</b>	0	0.00%
<b>Not Answered</b>	0	0.00%

### 3: What is your ethnicity?

#### Ethnicity

There were 476 responses to this part of the question.



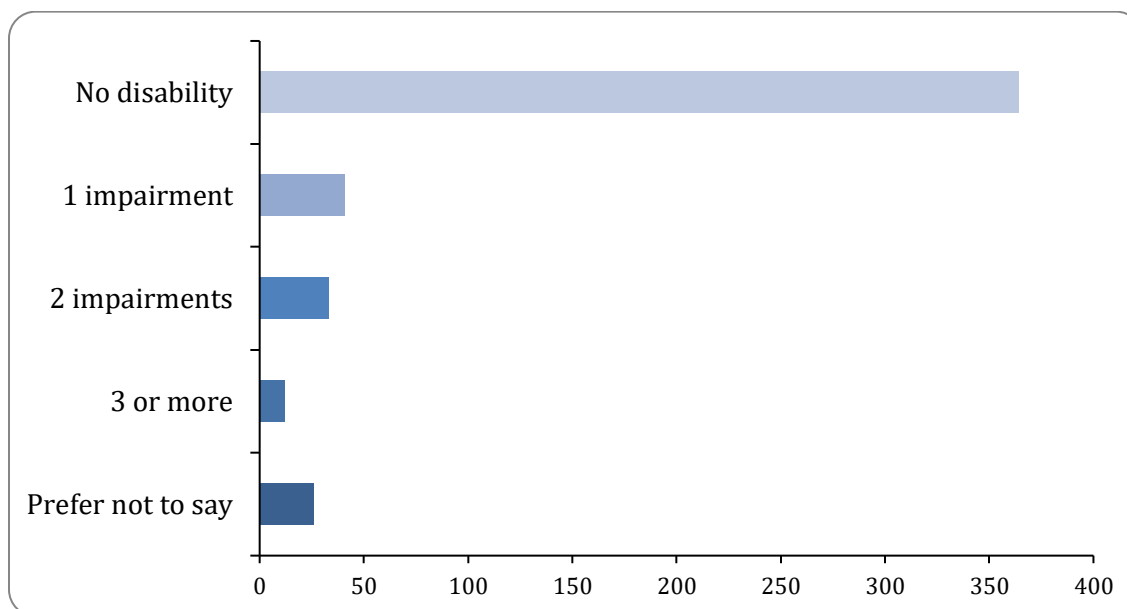
Option	Total	Percent
<b>Welsh/English/Scottish/Northern Irish/British</b>	384	80.67%

<b>Irish</b>	6	1.26%
<b>Gypsy or Traveller</b>	0	0.00%
<b>Any other White background</b>	27	5.67%
<b>Chinese</b>	12	2.52%
<b>Pakistani</b>	4	0.84%
<b>Indian</b>	4	0.84%
<b>Bangladeshi</b>	0	0.00%
<b>Any other Asian background</b>	1	0.21%
<b>African/ African Scottish/ African British</b>	2	0.42%
<b>Any other African background, please describe</b>	0	0.00%
<b>Caribbean/ Caribbean Scottish/ Caribbean British</b>	0	0.00%
<b>Black/ Black Scottish/ Black British</b>	1	0.21%
<b>Any other Black/African/Caribbean background</b>	1	0.21%
<b>Arab, Arab Scottish or Arab British</b>	1	0.21%
<b>Mixed</b>	9	1.89%
<b>Other</b>	3	0.63%
<b>Prefer not to say</b>	21	4.41%
<b>Not Answered</b>	0	0.00%

#### 4: Do you have a Disability or Long Term Condition?

##### Disabilities

There were 476 responses to this part of the question.



Trafford Council's Citizen Space

<b>Option</b>	<b>Total</b>	<b>Percent</b>
<b>No disability</b>	364	76.47%
<b>1 impairment</b>	41	8.61%
<b>2 impairments</b>	33	6.93%
<b>3 or more</b>	12	2.52%
<b>Prefer not to say</b>	26	5.46%
<b>Not Answered</b>	0	0.00%