



**TRAFFORD
COUNCIL**

**AGENDA PAPERS FOR
TRAFFORD COVID-19 PUBLIC ENGAGEMENT BOARD**

Date: Wednesday, 6 October 2021

Time: 10.00 am

Place: Virtual meeting

<https://www.youtube.com/channel/UCjwblOW5x0NSe38sgFU8bKg>

A G E N D A	PART I	Pages
1. ATTENDANCES		
To note attendances, including officers, and any apologies for absence.		
2. DECLARATIONS OF INTEREST		
Members to give notice of any interest and the nature of that interest relating to any item on the agenda in accordance with the adopted Code of Conduct.		
3. MINUTES		1 - 4
To receive and, if so determined, to approve as a correct record the Minutes of the meeting held on 22 nd September 2021.		
4. UPDATE ON THE CURRENT COVID-19 SITUATION IN TRAFFORD		5 - 14
To receive an update from the Director of Public Health.		
5. SELF-ISOLATION PATHFINDER UPDATE		
To receive a verbal update from the Covid-19 Project Manager.		
6. 10 POINT PLAN		
(a) Mass Testing		
To receive a verbal update from the Strategic Testing Lead.		

- (b) **Contact Tracing and Outbreak Management**
To receive a verbal update from a Consultant in Public Health.
- (c) **Mass Vaccination**
To receive a verbal update from the Deputy Medical Director, Trafford CCG.
- (d) **Community Engagement**
To receive a verbal update from the Head of Regulatory Services.

7. PUBLIC ENGAGEMENT BOARD ACTIVITY

For all Board Members to provide updates on any activity pertaining to the remit of the Board not covered elsewhere on the agenda.

8. ANY OTHER BUSINESS

To consider any other items of business not on the agenda which need to be considered by the Board before the next confirmed meeting.

SARA TODD

Chief Executive

Membership of the Committee

Council Leader or named Elected Member, nominated leads from opposition parties
VCSE representatives – including specialists relating to key population groups (older people; BAME; children; mental health , Learning Difficulties), Partnerships lead, Communications lead, Director of Public Health, Director of Adult Social Services, Director for Children's Services, Neighbourhood representatives, Clinical Commissioning Group representative, Trafford Local Care Organisation representative, Healthwatch Representative

Further Information

For help, advice and information about this meeting please contact:

Fabiola Fuschi,
Tel: 07813 397611

This agenda was issued on **Monday 4th October** by the Legal and Democratic Services Section, Trafford Council, Trafford Town Hall; Talbot Road, Stretford, Manchester, M32 0TH

WEBCASTING

This meeting will be filmed for live and / or subsequent broadcast on the Council's website and / or YouTube channel <https://www.youtube.com/user/traffordcouncil>

Trafford Covid-19 Public Engagement Board - Wednesday, 6 October 2021

The whole of the meeting will be filmed, except where there are confidential or exempt items.

If you make a representation to the meeting you will be deemed to have consented to being filmed. By entering the body of the Committee Room you are also consenting to being filmed and to the possible use of those images and sound recordings for webcasting and/or training purposes. If you do not wish to have your image captured or if you have any queries regarding webcasting of meetings, please contact the Democratic Services Officer on the above contact number or email democratic.services@trafford.gov.uk

Members of the public may also film or record this meeting. Any person wishing to photograph, film or audio-record a public meeting is requested to inform Democratic Services in order that necessary arrangements can be made for the meeting. Please contact the Democratic Services Officer 48 hours in advance of the meeting if you intend to do this or have any other queries.

This page is intentionally left blank

Document Pack Page 1
Trafford Covid-19 Public Engagement Board

Wednesday 22nd September 2021 – 10:00 a.m. – Virtual meeting

Present:

Councillor Freeman (Chair)	Executive Member for Covid-19 Recovery and Reform
Councillor Newgrosh	Member of the Health Scrutiny Committee, Trafford Council
Councillor Acton	Chair of the Overview and Scrutiny Committee, Trafford Council
Councillor Blackburn	Ward Councillor, Trafford Council
Councillor Lloyd	Member of the Health Scrutiny Committee, Trafford Council
Eleanor Roaf	Director of Public Health, Trafford Council
Ben Wilmott	Covid-19 Senior Project Manager, Trafford Council
Helen Gollins	Consultant in Public Health, Trafford Council
Rebecca Demaine	Associate Director of Commissioning – Primary Care, Trafford CCG
Jilla Burgess-Allen	Consultant in Public Health, Trafford Council
Andrew Latham	Chief Officer, HealthWatch Trafford
Nigel Smith	Head of Regulatory Services, Trafford Council
Khan Moghal	Chair, Voice of BME Trafford
Dorothy Evans	Voluntary, African Caribbean Care Group
Eve Mannerings	Trafford CCG
Louise Wright	Sport Relationships Manager, Trafford Council
Nicky Shaw	Emergency Planning/CCTV Manager, Trafford Council
Danny Zammit	Strategic Neighbourhood Engagement Lead, Trafford Council
Molly Shaw	Governance Services, Trafford Council
Alexander Murray	Governance Officer, Trafford Council

	Item	Decision / Action	Key Person for Action
1.	Welcome and apologies	Apologies were received from Ellie Caddick, Councillor D Western and Councillor Chilton.	
2.	Minutes	The minutes of the meeting 8 th September 2021 were agreed as an accurate record.	
3.	Membership	There had been no changes to the Membership since the last meeting.	
4.	Update on the current Covid-19 situation in Trafford	<p>The Board agreed to note the update.</p> <p>The following messages were shared with the Board:</p> <ol style="list-style-type: none"> 1. The rates across the borough were still high at around 300 per 100,000; 2. There had been an increase in the infection rates amongst school children, particularly under 14s; 3. The importance of encouraging people to have the vaccine; 4. 12-15 year olds were able to have the vaccine at school with parental consent; 5. The 'Booster' programme had started and people 	All

		<p>in the priority cohorts 1-9 were being invited through their workplace or GP;</p> <p>6. People needed to take additional care (even if vaccinated) by avoiding crowded places, meeting people outdoors where possible, wearing a mask, keeping up with hand hygiene, and working from home if able.</p>	
5.	Self-Isolation Pathfinder Update	<p>The Board agreed to note the update.</p> <p>The following messages were shared with the Board:</p> <ol style="list-style-type: none"> 1. The Self-Isolation Pathfinder had now concluded; 2. An external evaluation of the scheme was to take place and a report was to be brought to the next meeting. 	All
6.	10POINT ACTION PLAN		
6a.	Mass Testing	<p>The Board agreed to note the update.</p> <p>The following messages were shared with the Board:</p> <ol style="list-style-type: none"> 1. Secondary schools had now completed their initial onsite testing; 2. That lateral flow testing is effective if carried out on a twice weekly basis; 3. Day 2 and day 8 PCR tests upon arrival into the UK were to be changed to a day 2 Lateral flow test. 	All
6b.	Contact Tracing and Outbreak Management	<p>The Board agreed to note the update.</p> <p>The following messages were shared with the Board:</p> <ol style="list-style-type: none"> 1. The team received on average 30 cases of people who hadn't been contacted by the national team per day; 2. The team successfully contacted around 35% of the cases per day; 3. Since the start of the school term there had been over 360 positive cases in schools. 	All
6c.	Mass Vaccination	<p>The Board agreed to note the update.</p> <p>The following messages were shared with the Board:</p> <ol style="list-style-type: none"> 1. 328,000 1st or 2nd doses had been given to people in Trafford; 2. Around 70% of 18-30 year olds have had their 1st dose of the vaccine; 	All

		<ol style="list-style-type: none"> 3. Pop up vaccination sites were taking place to target the younger population; 4. The 12-15 healthy school age programme had commenced and was being delivered by the School Age Immunisation Service; 5. The 'Booster' programme had started and people in the priority cohorts 1-9 were being invited and data outlining how many vaccines had been delivered was to be given at the next meeting. 	
6d.	Update and escalations from the COVID-19 Community Engagement Group	<p>The Board agreed to note the update.</p> <p>The following messages were shared with the Board:</p> <ol style="list-style-type: none"> 1. The team had put together a report which highlighted the work that had been undertaken by the Community Engagement team over the last 4 months; 2. The Community Engagement team were supporting Public Health to understand the barriers to vaccination; 3. The team continued to promote messaging around encouraging vaccination uptake. 	All
7.	Public Engagement Board Activity and Feedback	None	
8.	Any Other Business	None	
9.	Date of Next Meeting	Wednesday 6 th October 2021 at 10:00 a.m.	

This page is intentionally left blank

Public Engagement Board

COVID-19 Programme Team

CLT Lead: Helen Gollins, Director Public Health Trafford, (Acting)

06 October 2021

Data surveillance update paper to Public Engagement Board

Report Summary:

This paper provides an update on the current data position for COVID-19 within Trafford and provides comparative information with other GM localities. Data insights into any potential trends are provided based on best available public health information and intelligence available.

Overview of the current position:

Overview

- There were **1206** confirmed cases during the week ending Wednesday 29 September, with the highest number of cases (**228**) reported on **Monday 27 September**.
- Our 7-day case rate increased to **508.1/100k** from **392.7/100k** in the previous week. We have seen a sharp increase in our case rate and more recent data suggest even further increases.
- Trafford's case rate is well above the England (**340/100k**) and North West (**357.2/100k**) averages. Trafford has the 2nd highest case rate across the 10 GM boroughs.
- We have seen a sharp increase in Trafford's testing rate, increasing to **721/100k** from **568/100k** in the previous week. Trafford's testing rate is above the North West (**664.9/100k**) and England (**696.2/100k**) averages.
- Trafford's positivity rate (**9.7%**) has increased from the previous week (**8.4%**), and is above the North West (**7.9%**) and England (**7.1%**) averages.

Age Profiles

- Similar to the previous week, there has been a sharp rate increase for **0-14 year olds**, as well as small increases in the number of residents below 60 testing positive.
- Rates continue to be highest for 0-14 year olds (at **1274.6/100k** from **855.3/100k** in the previous week), followed by 45-59 year olds (**406.2/100k**), and 30-44 year olds (**386.2/100k**).

- Case rates have dropped slightly for residents aged 65+ (at **150.1/100k** from **177.9/100k** in the previous week).

Geography

- Cases are now highest (and have increased most) in the **west** of the borough.
- Case rates have increased for **14** wards, dropped for **6** wards and remain unchanged for **1** ward.
- Case rates are highest for the wards of Flixton (**828.6/100k**), Davyhulme West (**709.3/100k**) and Davyhulme East (**705.3/100k**).

Hospital Activity

- There were **180** COVID-19 admissions during the week ending Sunday 19 September compared with **204** COVID-19 admissions during the previous week (*Including Manchester University Foundation Trust, Salford Royal Foundation Trust, Stockport Foundation Trust, and Warrington & Halton Teaching Hospitals Foundation Trust*).

Trafford's case rate has been rising over the past 10 days. Most recent data shows a sharp rise in Trafford's case rate, increasing above **500 cases per 100,000 residents**. Positive cases among our school age population (5-16) have contributed to the sharp rise that we are currently experiencing.

The percentage of Trafford residents (above 16) administered with at least 1 vaccine dose remains high, at **82.5%**. Among JCVI cohorts 1-12, uptake was slow throughout the month of September, increasing by only **0.5%** and was particularly slow for residents below the age of **40**. Uptake (first dose) for residents aged 18-29 (**68.7%**) and 30-39 (**73.8%**) is well below the rest of the adult population and has increased by only **1.6%** for 18-29 year olds, and **0.8%** for 30-39 year olds since September 1st. All JCVI cohort groups 1-9 have been offered their first vaccine dose, with **90.7%** having received their first vaccine dose. Although first dose vaccines are increasing on a weekly basis for residents in cohort groups 1-9, uptake is slow (increasing by **0.2%** since September 1st) and the aim is to still reach at least **95%** in this group.

Despite steady improvements, we are still seeing inequalities in vaccine uptake, with lower uptake in some of our more deprived areas and in some minority groups. While the overall percentage uptake of vaccination is lower in our Black/Black British populations, overall, the largest numbers of people still to be vaccinated are in our White ethnic groups. The inequality in vaccination uptake in younger age groups follows the same pattern as with JCVI groups 1-12, and indeed appears to be slightly more marked. The North of the borough remains our major area of concern both for endemic covid and for serious illness following Covid. We are working with local community groups to increase uptake of vaccination.

We are continuing to work with our Early Years and Education settings. Our schools are working really hard to reduce the spread. We would like to reinforce the importance of

routine LFD testing twice a week for secondary aged pupils, vaccination if eligible, and symptom awareness.

The risk from Covid remains very real, as can be seen from our hospitalisation data. We would like to emphasise the need for residents to continue to limit their social contacts, maintain social distancing, work from home wherever possible, stay outdoors, and keep good hand and respiratory hygiene habits at all times. We would strongly encourage all residents to take up the offer of vaccination as soon as they are eligible, and to remember the importance of the second dose in protecting themselves and others. While covid is generally not as serious in younger people, long covid can have a very significant impact, and vaccination protects against this too.

Contact Officer:

Name: Tom Seery, Public Health Data Surveillance Analyst

Tel: 07929876642

Email: Thomas.seery@trafford.gov.uk

1.0 Distribution of COVID-19 cases within Trafford

1.1 We started to see a sharp rise in positive cases from late May, continuing into July as more than 180 daily cases were being recorded for every 7-day period and case rates were greater than **550/100k**.

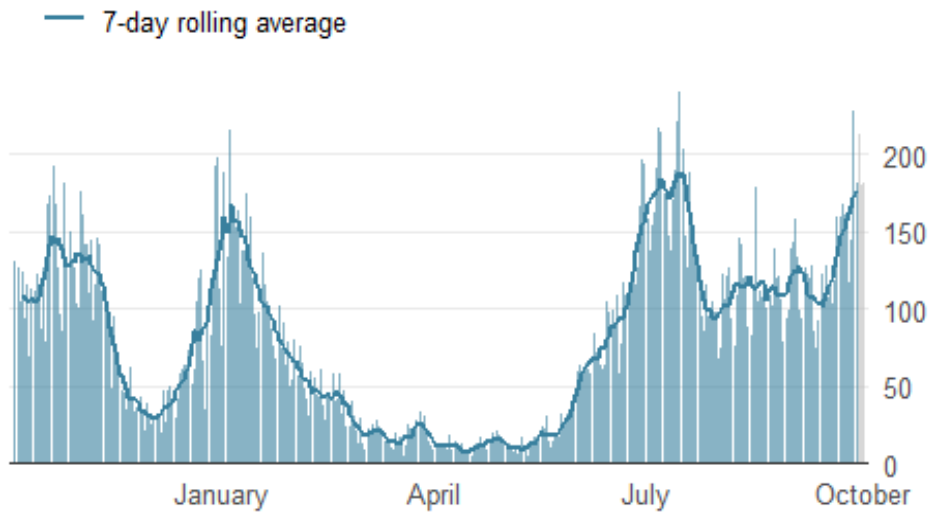
1.2 Mid-July saw a sharp reduction in Trafford's case rate, dropping below **300/100k**, whilst less than 100 daily cases were being recorded for every 7-day period.

1.3 Case rates have been volatile throughout the months of August and September, however we have seen a sharp rise in Trafford's rate over the past 10 days.

1.4 Trafford's case rate has risen above a rate of **500/100k** and more recent data suggests an even further increase.

Figure 1. Epidemic curve of daily confirmed new cases

Trafford, 05 October 2020 to 05 October 2021



1.5 We are now starting to see more variation in rates by age. Case rates have been increasing for 0-14 year olds over the past 3 weeks, increasing to a rate of **1274.6/100k** from **855.3/100k** in the previous week.

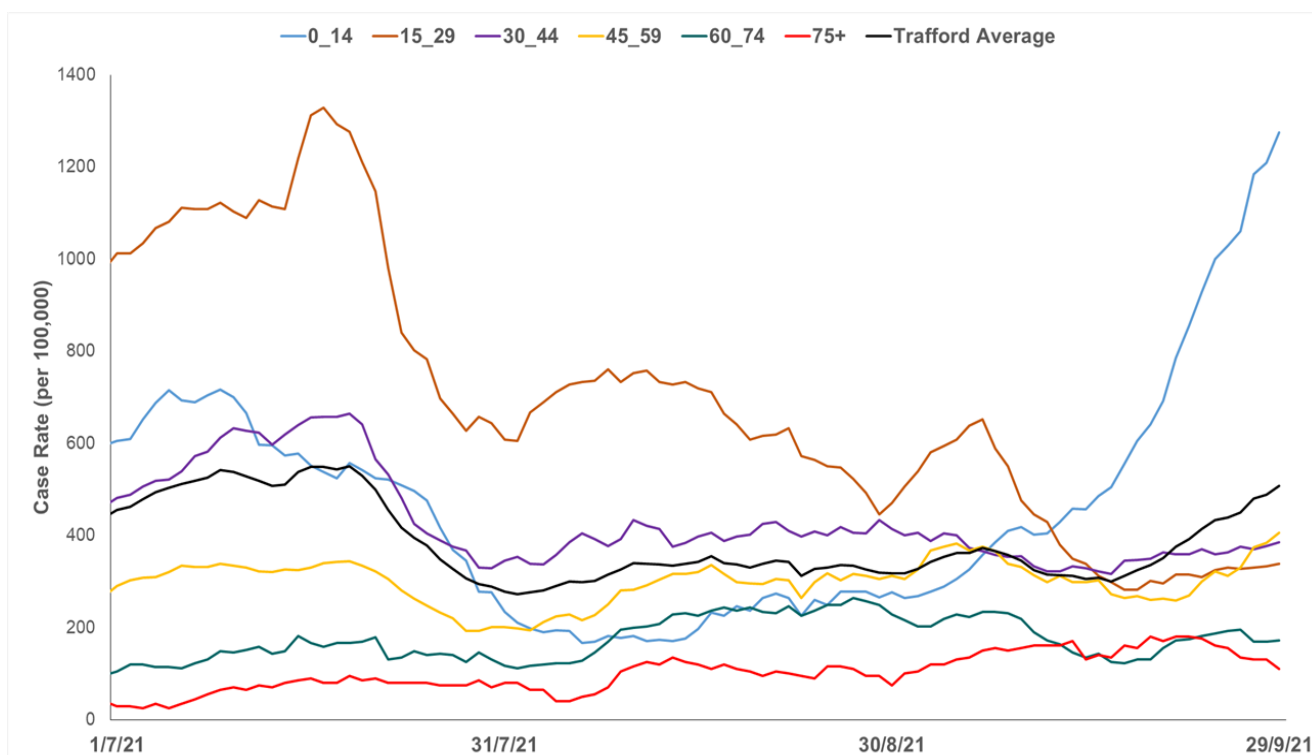
1.6 We have started to see a slight increase in rates for adults below the age of 60 over the past two weeks, however rates are well below the Trafford average, highest for 45-59 year olds (**406.2/100k**).

1.7 Case rates are particularly high for our school age population (5-16), highest among 11-14 year olds (**2400.9/100k**).

1.8 Case rates for adults age 65+ have been volatile, fluctuating between a rate of **100-200/100k**. The most recent week shows a drop in case rates, at **150.1/100k** from **177.9/100k**.

Figure 2. Age-Specific case rate per 100,000 residents (7-day moving)

Trafford, 01 July to 29 September 2021



1.9 Trafford’s ‘White’ ethnic group, as of week ending September 15, contribute to the highest number of cases (**853**), followed by the ‘Asian / Asian British’ ethnic group (**136**).

Table 1. Case count and incidence per 100,000 population by ethnicity

Trafford, 23 September to 29 September 2021

Ethnic_Group	n	Rate
Other	12	545.5
Black / Black British	35	535.2
Mixed	26	431.1
Asian / Asian British	57	317.1
White	566	292.0

2.0 Geographical spread of COVID-19 in Trafford

2.1 Case rates are now highest in the west of the borough and are lowest for Trafford north.

2.2 Rates have increased for **14** wards, dropped for **6** wards and remain unchanged for **1** ward.

2.3 Case rates are highest for the wards of Flixton (**828.6/100k**), Davyhulme West (**709.3/100k**) and Davyhulme East (**705.3/100k**).

3.0 Testing in Trafford

3.1 Over a 7 day period, ending September 29, the majority (**97.2%**) of COVID tests were conducted in our pillar 2 sites, consisting of all out-of-hospital testing sites. **34** cases were reported from pillar 1 sites.

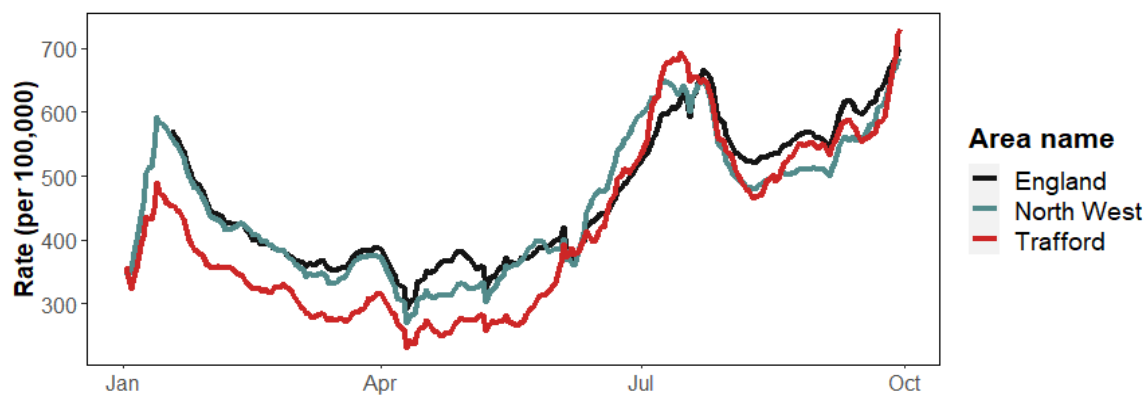
3.2 Figure 3 shows that, following a peak testing rate of **690/100k** in mid-July, we saw a sharp reduction in the number of residents getting tested, continuing to drop into August and dropping to a testing rate as low as **465.1/100k**.

3.3 Testing rates were stable throughout August, started to increase in early September (linked to increased testing among the school age population), but then stabilised.

3.4 We have recently started to see a sharp rise in Trafford's testing rate, increasing to **751/100k** from **591.9/100k** in the previous week. This is Trafford's highest ever testing rate.

3.5 As of September 28, Trafford's 7-day positivity rate sits at **9.7%** which is an increase from the previous week (**8.4%**). Trafford's positivity rate is above to the North West (**7.9%**) and England average (**7.1%**).

Figure 3. Daily testing rate (7-day average): England, North West, & Trafford
Trafford, 02 January to 30 September 2021



4.0 Comparative data of COVID-19 cases within the local authorities of Greater Manchester

4.1 As presented in figure 3, regional case rates started to rise throughout May and June.

4.2 For each of the 10 GM boroughs, case rates peaked in early July, reaching as high as **700/100k** in some boroughs.

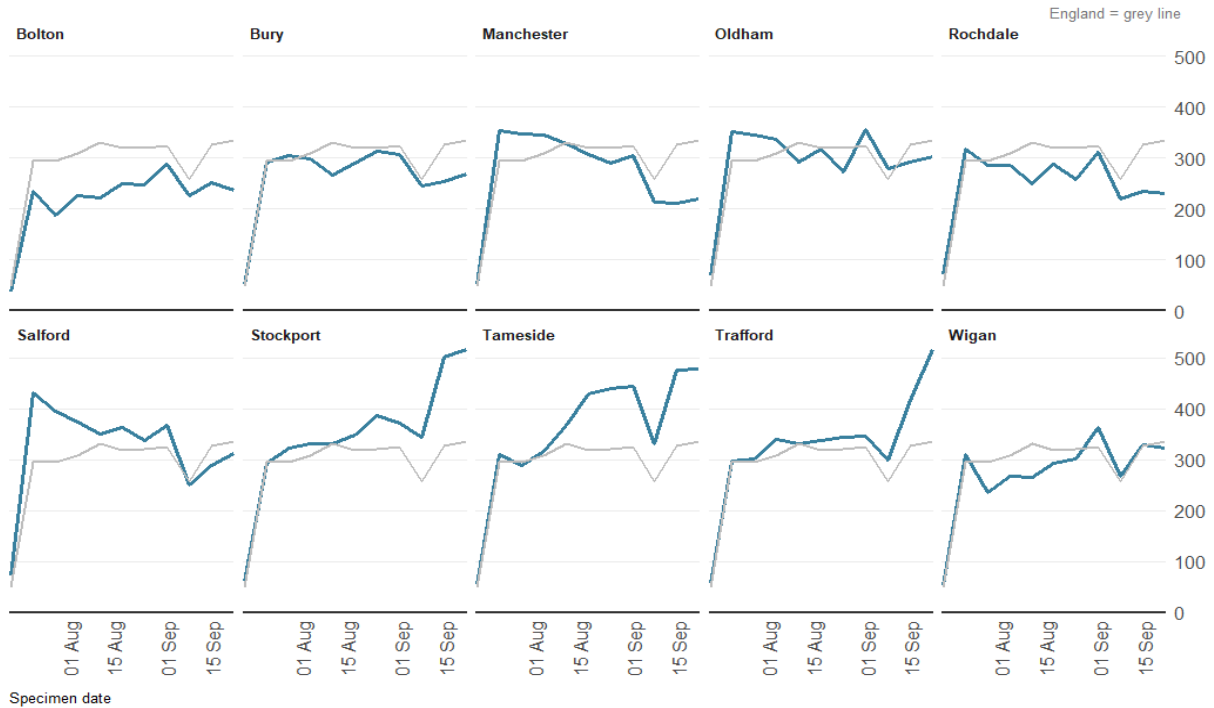
4.3 Case rates across the region started to drop throughout July, stabilising in early August. Some boroughs (Trafford included) started to see a slight rate increase during the second week of August, however those rates started to stabilise again.

4.4 Most GM boroughs started to see a slight rate increase in early September, but then started to stabilise.

4.5 Most recently, the boroughs of Trafford, Tameside, and Stockport have seen a sharp rise in their case rate, rising above **500/100k** for Trafford and Stockport (**517/100k**).

Figure 4. Weekly incidence per 100,000 population by local authority

Greater Manchester, 24 July to 30 September 2021



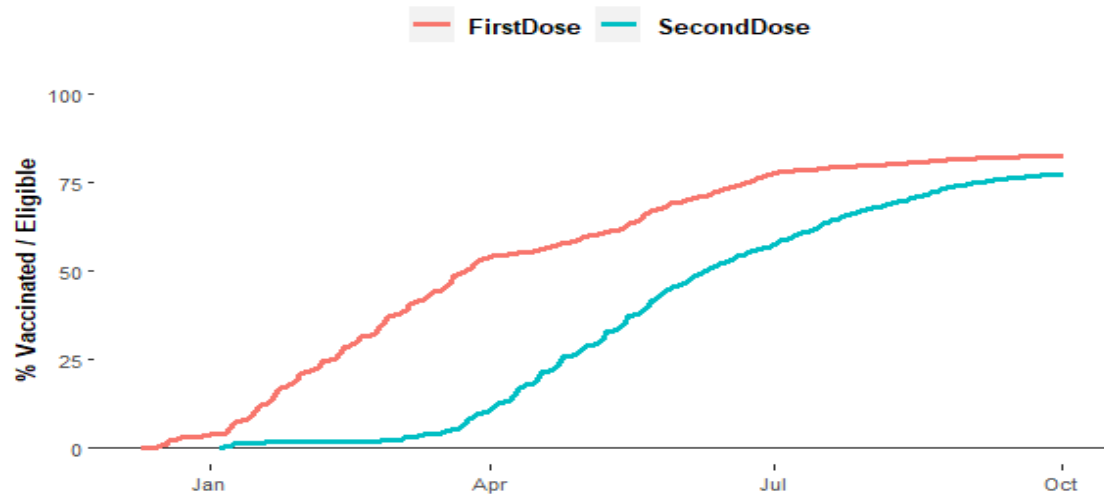
5.0 Vaccinations

5.1 The total percentage of Trafford residents (Aged 16+) administered their first vaccine dose on **Saturday 02-10-2021** was **82.5%**.

5.2 The total percentage of Trafford residents (Aged 16+) administered both vaccine doses on **Saturday 02-10-2021** was **77.3%**.

Figure 5. Running total of first and second dose vaccines for Trafford residents (16 years and above)

Trafford, 09 December to 02 October 2021



Source: COVID-19 Situational Awareness Explorer

This page is intentionally left blank